

THE VIKINGS!

QUEST PACK

Difficulty Level: ⚡⚡⚡



KINDNESS



CREATIVITY



CURIOSITY



COURAGE

How it works:

Print out this pack (or have it on a screen) and work through it! For each activity you can earn SuperPirates *runes*. These four qualities add up to one totally awesome human - just like you! So let's get collecting. Want us to give you a shout-out? No worries! Send us some pictures of your work and we'll feature it on our page!

Happy questing, young heroes!

CREATOR

Today's creation:

VIKING BOAT!



You will need:



2 x empty plastic bottles.



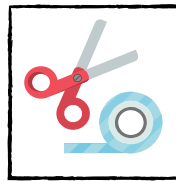
Card and paints for the sail.




Cardboard



Chop sticks



Scissors and tape



Glue gun



A grown-up

Method:

1. Cut out a rectangle of cardboard and a square of card.
2. Glue the water bottles together side by side and lay them down.
3. Glue the cardboard so it sits on top and down the sides of your bottles.
4. Decorate your square of card with red and white stripes, it's the sail!
5. Pierce your sail with the chop stick so it goes in one side and out the other.
6. Pierce your chop-stick-sail through the cardboard base between the bottles.
7. Fix any wobbly bits with glue/tape and then decorate!



Adult supervision required when using a hot glue gun!

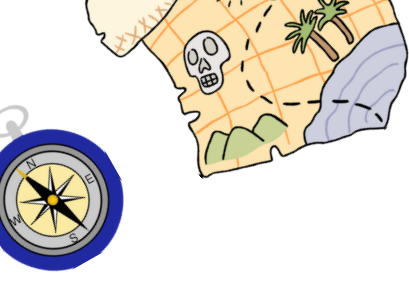


Level up:

- Test your boat out on some water but make sure it doesn't float away!
- Make a figure head for the front of your boat. Vikings usually had snakes or dragons!
- Why do you think the water bottles help it to float?

SPLENDID WORK SAILOR! You've earned runes:

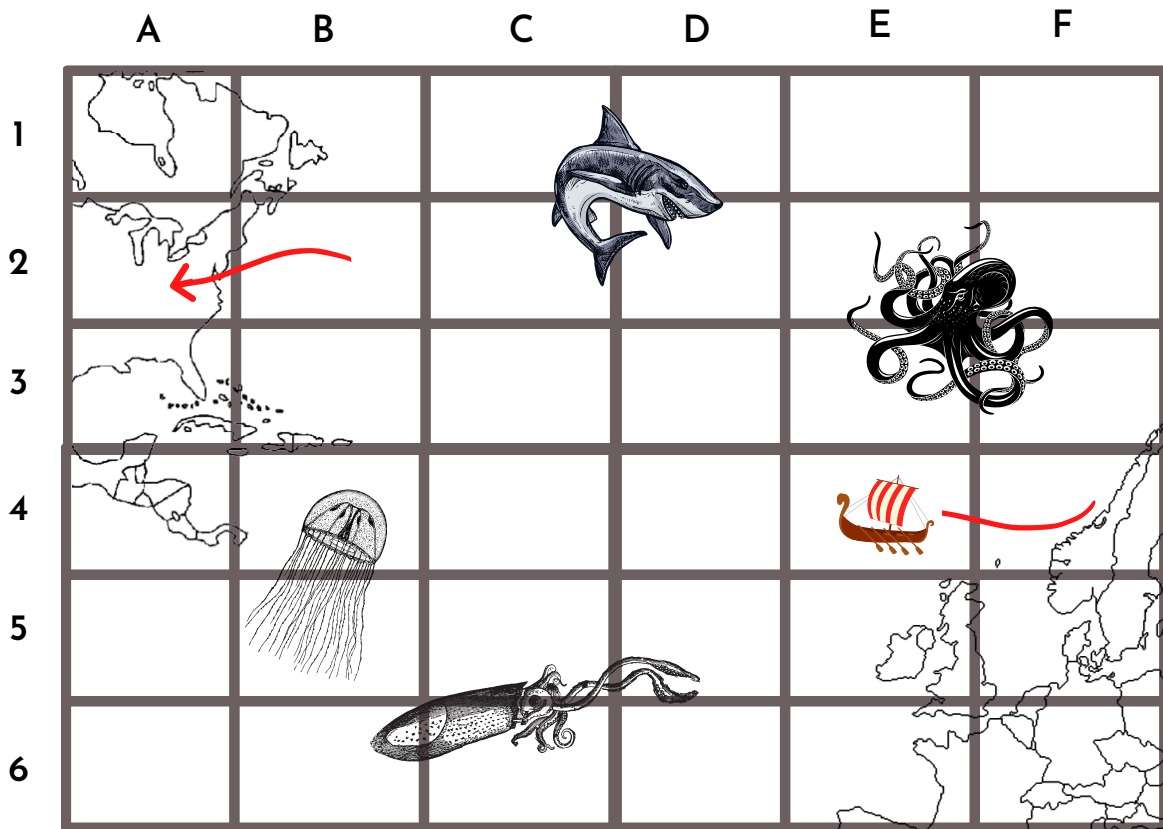




MAP READING

Today's aim: **FIND YOUR WAY TO AMERICA!**

Write the route the Vikings need to take to get to America.
Use the numbers and letters on the map to help you.
Don't cross squares with sea monsters in them!



NORWAY

AMERICA

F 4	E 4	--	--	--	--	B 2	A 2
-----	-----	----	----	----	----	-----	-----




Level up:

- What are the coordinates for Ireland?
- Make a map of your street using the same grid!
- Find out, where else did the Vikings sail to?

HOORAY! You've earned a rune:





RUNES!

Today's aim: **WRITE YOUR OWN RUNE LANGUAGE!**

Design a symbol for the letters then use your language to write sentences!

A =	B = <input type="text"/>	C = <input type="text"/>	D = <input type="text"/>	E =	
F = <input type="text"/>	G = <input type="text"/>	H = <input type="text"/>	I =	J = <input type="text"/>	
K = <input type="text"/>	L = <input type="text"/>	M =	N = <input type="text"/>	O =	
P = <input type="text"/>	Q = <input type="text"/>	R = <input type="text"/>	S =	T = <input type="text"/>	
U = <input type="text"/>	V = <input type="text"/>	W =	X = <input type="text"/>	Y = <input type="text"/>	Z = <input type="text"/>

Example: I am awesome =

Now write your own secret messages!



Level up:

- Send a friend a copy of your code, then you can write messages to each other!
- Runes were used before we used latin letters. What other kinds of letters are there?
- Write a message in your language, and bury the note for future people to find!


YOU LINGUIST! You've earned a rune:




CHALLENGES

Today's challenges are about: **THE VIKINGS!**

Here we go:



Take your boat on an adventure to a nearby stream or pond!



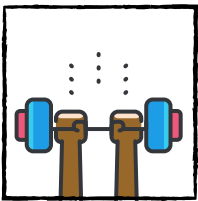
Design a shield for your family Viking tribe!




What do they think the Viking god of kindness might look like?



Vikings used to ski and ice skate to get around. Try some socks ice skating!




Vikings lifted weights to make them stronger. Have a go at some weight lifting!



Have a tug of war with some friends!



Vikings loved to be very clean and well groomed! Take a nice long bath or shower.



Make a Viking hat! Did you know they didn't really have horns?



If you're taking your Viking boat on a water adventure, make sure there's always a grown up around! When weight lifting, start light. Don't try lifting the sofa! How about a big bottle of water instead?



Level up:

- What was your favourite challenge? Why was it your favourite?
- What do you like most about the Vikings? What do you not like about them?
- Send us a picture of your amazing creations and adventures!


ASTOUNDING! You've earned runes:



COLOURING

Today's aim: **COLOUR A VIKING BROOCH**

Viking men and women both wore beautiful jewelery.
Brooches were used to keep clothes in place, to show how rich someone was and also to trade for things - just like how we use money today!



Level up:

- Cut out your brooches, stick them to some card and wear them out!
- What might these brooches mean? Strength? Awesomeness? You decide!
- Give one of your brooches to a friend as a gift!

BEAUTIFUL! You've earned runes:



READING

Let's read about: **A REAL VIKING!**

IVAR THE BONELESS



BIOGRAPHY

Ivar was a truly awesome warrior. He was born around 794AD and died around 873AD. He was tall, brave and very clever. Ivar was excellent at making battle plans.

After his father was killed in Northumbria, Ivar the boneless took his army to get revenge. He took control of the whole city and didn't stop there! Before long, Ivar had taken over lots of places from Britain to Dublin, Ireland.

But why was he called Ivar the Boneless?

No one is exactly sure, but the most people think it is because Ivar had a brittle bone disease. This means his bones could break easily, and that he was very fragile.

But this never stopped Ivar! He was resilient and fearless! He went into battle even though he couldn't walk. He sat on top of shields held up by his warriors.



Level up:

- In what ways are you resilient and fearless like Ivar the Boneless?
- We all have weaknesses, but it doesn't mean you can't achieve your goals! Ivar did!
- Every time you keep trying and don't give up, **YOU** are resilient and fearless!

IVAR IS A LEGEND! And never forget **THAT YOU ARE TOO!**